

FACTS AT YOUR FINGERTIPS

Demographic Profile

PALACIOS COUNTY

The **population** in **Matagorda County**, Texas was **36,744** per American Community Survey data for 2013-2017. The region has a **civilian labor force** of **17,102** with a participation rate of 60.3%. Of individuals 25 to 64 in Matagorda County, Texas, **13.3% have a bachelor's degree or higher** which compares with 32.3% in the nation. The **median household income** in Matagorda County, Texas is **\$44,896** and the **median house value** is **\$102,200**.

BAY CITY

The **population** in the City of **Bay City**, TX was **17,487** per American Community Survey data for 2013-2017. The region has a **civilian labor force** of **8,234** with a participation rate of 64.3%. Of individuals 25 to 64 in the City of Bay City, TX, **13.1% have a bachelor's degree or higher** which compares with 32.3% in the nation. The **median household income** in the City of Bay City, TX is **\$45,482** and the **median house value** is **\$91,800**.

PALACIOS

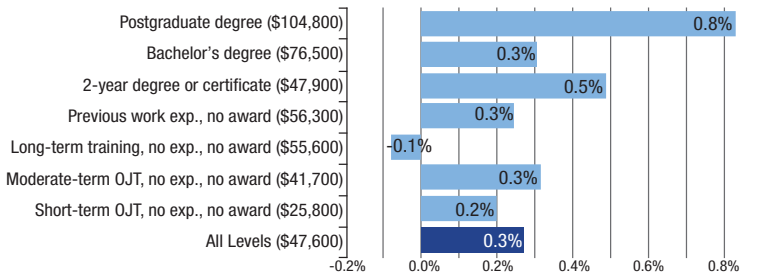
The **population** in the City of **Palacios**, TX was **4,647** per American Community Survey data for 2013-2017. The region has a **civilian labor force** of **2,188** with a participation rate of 59.3%. Of individuals 25 to 64 in the City of Palacios, TX, **10.6% have a bachelor's degree or higher** which compares with 32.3% in the nation. The **median household income** in the City of Palacios, TX is **\$40,690** and the **median house value** is **\$100,600**.

Education Levels

MATAGORDA COUNTY

Expected growth rates for occupations vary by the education and training required. While all employment in Matagorda County, Texas is projected to grow 0.3% over the next ten years, occupations typically requiring a postgraduate degree are expected to grow 0.8% per year, those requiring a bachelor's degree are forecast to grow 0.3% per year, and occupations typically needing a 2-year degree or certificate are expected to grow 0.5% per year.

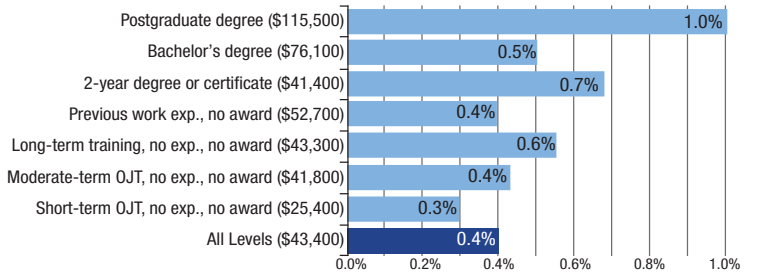
Annual Average Projected Job Growth by Training Required for Matagorda County, Texas



BAY CITY

Expected growth rates for occupations vary by the education and training required. While all employment in the City of Bay City, TX is projected to grow 0.4% over the next ten years, occupations typically requiring a postgraduate degree are expected to grow 1.0% per year, those requiring a bachelor's degree are forecast to grow 0.5% per year, and occupations typically needing a 2-year degree or certificate are expected to grow 0.7% per year.

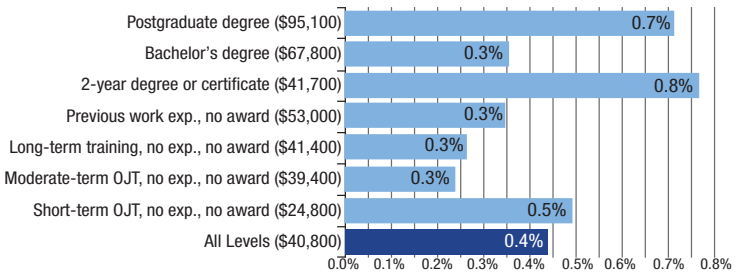
Annual Average Projected Job Growth by Training Required for City of Bay City, Texas



PALACIOS

Expected growth rates for occupations vary by the education and training required. While all employment in the City of Palacios, TX is projected to grow 0.4% over the next ten years, occupations typically requiring a postgraduate degree are expected to grow 0.7% per year, those requiring a bachelor's degree are forecast to grow 0.3% per year, and occupations typically needing a 2-year degree or certificate are expected to grow 0.8% per year.

Annual Average Projected Job Growth by Training Required for City of Palacios, Texas



Matagorda County Labor Force

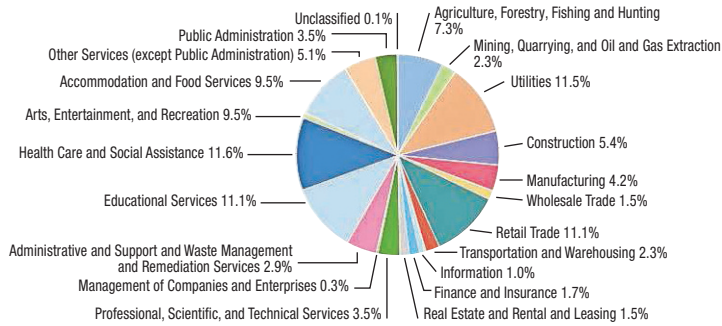


Industry Snapshot

MATAGORDA COUNTY

The largest sector in Matagorda County, Texas is Health Care and Social Assistance, employing 1,429 workers. The next-largest sectors in the region are Utilities (1,419 workers) and Educational Services (1,368). High location quotients (LQs) indicate sectors in which a region has high concentrations of employment compared to the national average. The sectors with the largest LQs in the region are Utilities (LQ = 22.25), Agriculture, Forestry, Fishing and Hunting (5.41), and Mining, Quarrying, and Oil and Gas Extraction (5.30).

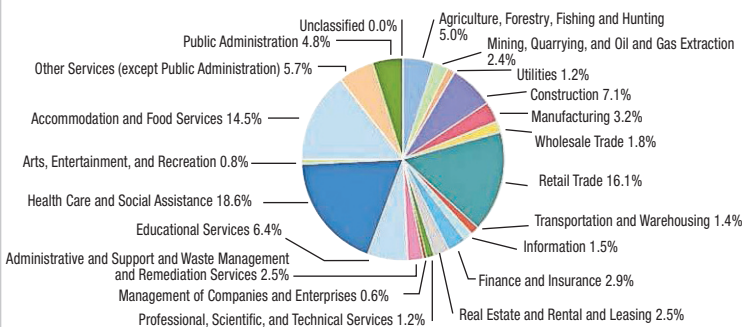
Total Workers for Matagorda County, Texas by Industry



BAY CITY

The largest sector in the City of Bay City, TX is Health Care and Social Assistance, employing 1,111 workers. The next-largest sectors in the region are Retail Trade (961 workers) and Accommodation and Food Services (866). High location quotients (LQs) indicate sectors in which a region has high concentrations of employment compared to the national average. The sectors with the largest LQs in the region are Mining, Quarrying, and Oil and Gas Extraction (LQ = 5.34), Agriculture, Forestry, Fishing and Hunting (3.71), and Utilities (2.30).

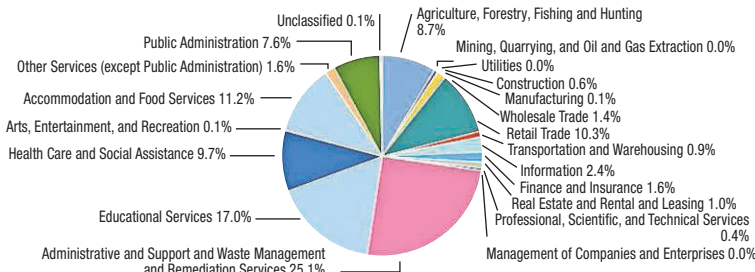
Total Workers for City of Bay City, Texas by Industry



PALACIOS

The largest sector in the City of Palacios, TX is Administrative and Support and Waste Management and Remediation Services, employing 347 workers. The next-largest sectors in the region are Educational Services (235 workers) and Accommodation and Food Services (155). High location quotients (LQs) indicate sectors in which a region has high concentrations of employment compared to the national average. The sectors with the largest LQs in the region are Agriculture, Forestry, Fishing and Hunting (LQ = 6.46), Administrative and Support and Waste Management and Remediation Services (3.89), and Educational Services (2.08).

Total Workers for City of Palacios, Texas by Industry



*Employment data are derived from the Quarterly Census of Employment and Wages, provided by the Bureau of Labor Statistics and imputed where necessary. Data are updated through 2018Q4 with preliminary estimates updated to 2019Q2.

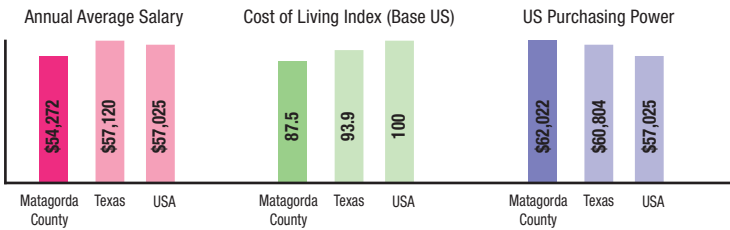
Cost of Living Index

The Cost of Living Index estimates the relative price levels for consumer goods and services. When applied to wages and salaries, the result is a measure of relative purchasing power.

MATAGORDA COUNTY

The cost of living is 12.5% lower in Matagorda County, Texas than the U.S. average.

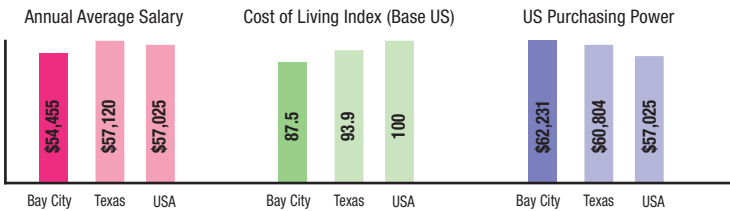
Cost of Living Information



BAY CITY

The cost of living is 12.5% lower in City of Bay City, TX than the U.S. average.

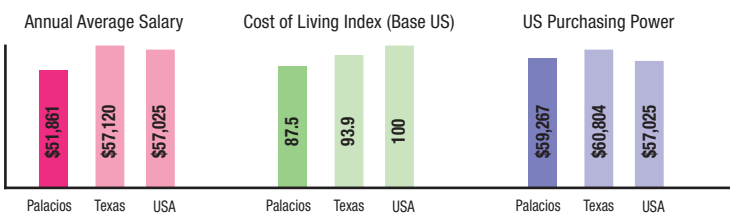
Cost of Living Information



PALACIOS

The cost of living is 12.5% lower in City of Palacios, TX than the U.S. average.

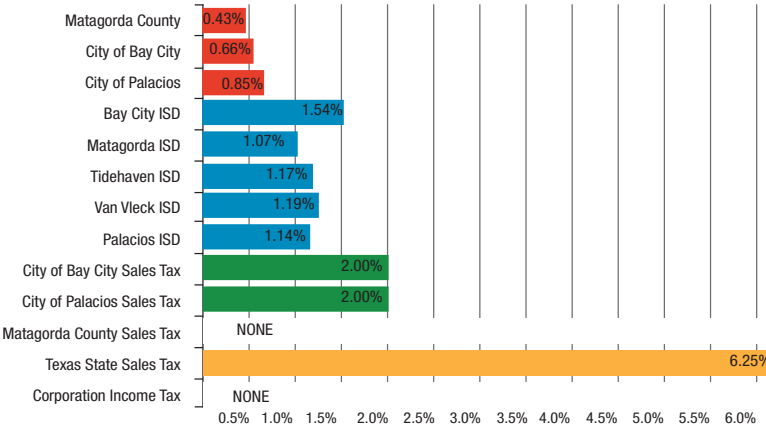
Cost of Living Information



Source: JobsEQ/E Data as of 2019Q2 Cost of Living per C2ER, data as of 2019q2, imputed by Chmura where necessary.

TAX RATES

Property Tax Per \$100 Assessed Value:



Matagorda County EDC

A Natural Environment for Business.

Here you'll find a unique blend of industrial, agricultural, tourism, aquaculture and marine fisheries opportunities.

Contact us:
Michael Ferdinand,
Executive Director
(979)245-8913
mferdinand@mcedc.net

www.mcedc.net

BAY CITY

CHAMBER OF COMMERCE AND AGRICULTURE

events.
business.
friendships.

Building the reasons we call it home.

baycitychamber.org
(979) 245-8333

BAY CITY

Gateway to the Great Outdoors

Bay City Community Development Corporation

May we help you expand or relocate to our city?
Jessica Russell Ex. Director

(979) 245-8081 • Fax (979) 323-1642

Port of Bay City Authority

Since 1965, the Port of Bay City Authority (POBCA) has been serving the maritime needs of Matagorda County. The commercial docks at the Port of Bay City connect the heart of Matagorda County with global trading partners via the Colorado River and Gulf Intercoastal Waterway. In 1990, the POBCA opened Matagorda Harbor in the historic port town of Matagorda. The Harbor has grown over the years to meet the needs of pleasure and commercial traffic and now is proud to offer 260 boat slips, a commercial dock, RV park, bait house, restaurant and tournament pavilion.

The POBCA continues its commitment to attract and serve water-borne commerce to Matagorda County.

Contact us at: 1305 Seventh Street • Bay City, Texas 77414
Visit the web at: www.portofbayauthority.com • www.matagordaharbor.com
Business Office (979) 245-5831 • Harbor Master (979) 863-2103